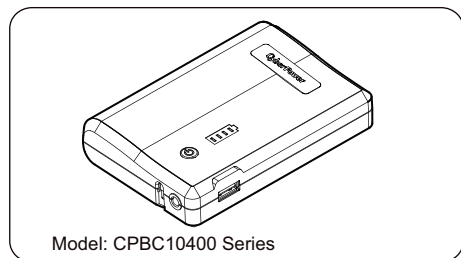




USB BATTERY PACK USER GUIDE



Model: CPBC10400 Series

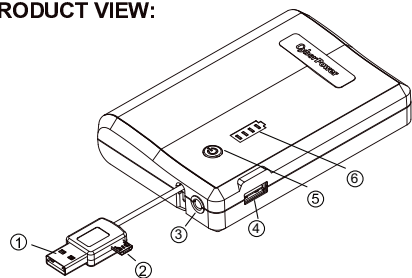
INTRODUCTION

The USB Battery Pack (CPBC10400 Series) is a high capacity rechargeable lithium battery designed for powering up to two mobile devices such as phones, MP3 players, tablets, and handheld gaming devices while away from other power sources.

FEATURES

- Compact and portable design
- Dual output
- Built in USB input power cable
- Built in micro USB output connector
- Battery life indicator

PRODUCT VIEW:



NO.	ITEM	DESCRIPTION
1	USB Input Cable	5V/ 2A USB input
2	Micro USB Output Connector	5V/ 1A Micro USB output
3	Flash Light	White light
4	USB Output Port	5V/ 2.1A USB output
5	Power On/LED Indicator Switch	Press the button
	Power Off	Press and hold for 3 seconds
	Flash Light On/ Off	Press twice
6	LED Battery Life Indicator	As the "LED INDICATOR" table showing

LED INDICATOR

NO.	CONDITION	LED INDICATION
1	Battery Life Indicator	Four LEDs represent 25%, 50%, 75% and 100% battery life from left to right side.
2	Overload	All four LEDs are flash simultaneously.
3	Low Battery	The first LED is flashes rapidly.

Note:

1. The LED indicator will automatically switch off after 5 seconds from pressing the button.
2. When the battery pack is connected to the USB power, the LED indicator will light indicating the charging status. Press the button for switching off the indicator, and simply press again to switch on the LED indicator.

PACKAGE CONTENTS

- USB Battery Pack (CPBC10400 Series)
- User Guide

SPECIFICATIONS

Battery Capacity: 10400mAh

Rated Input: DC 5V, 2A

Rated Output:

USB Output: 5V, 2.1A

Micro USB Output: 5V, 1A

Charging time: ~7 Hours by the 2A power

Dimension: 4.42x3.06x1.05 inch

Weight: 9.14 oz

Environment:

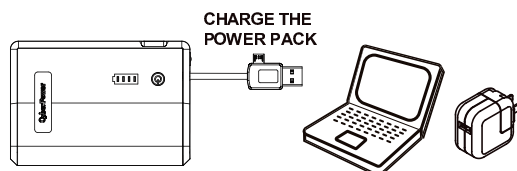
Storage: 14 to 122°F (-10 to 50°C)

Operation: 32 to 104°F (0 to 40°C)

SUGGESTED - PRIOR TO FIRST USE:
It is recommended that you charge your CPBC10400 Series battery pack for 10 hours to insure a full charge.

CHARGING THE BATTERY PACK

Charge the USB Battery Pack by attaching the USB charging connector to any powered USB port, including but not limited to a desktop computer, laptop, powered USB hub or a USB charger. When charging the battery pack, the LED indicator will light up automatically. Press the button to turn it off and press it again to switch the LED indicator on. Recharge the CPBC10400 Series every 3 months when not in use to maintain peak battery performance. The battery capacity may decline after 300 charging cycles.



TROUBLE SHOOTING

Problem	Possible Cause	Solution
USB Battery Pack does not power the device	1.The power of the device is over specification.	Check the power specification of the device before charging with the CPBC10400 Series
	2.The battery is out of power	Charge the battery pack via a USB port.
	3.The battery pack is charging the device and the power source is charging the battery pack simultaneously.	The device can't be charged when the power source is charging the battery pack. The solution is to remove the device from the battery pack.
Power bank does not charge	1.Incorrect connection between charger and USB Battery Pack.	Re-attach the USB connector to the USB port.
	2.No power from the source.	1.Check that power is provided to the USB port. 2. The battery pack has a low charge. Recharge the power battery pack.
	3.Short Circuit of battery pack product	Reset the battery pack.

SAFETY PRECAUTION

Before using the USB Battery Pack, please read the following warnings carefully. Use the product according to the procedures described in this manual. Failure to follow these safety precautions may result in fire, explosion, electrical shock or other dangers.

1. Do not disassemble this product, or any of its parts.
2. Store between 14 to 122°F (-10 to 50°C). Operate between 32 to 104°F (0 to 40°C).
3. Do not immerse this product in water or other liquids, as such use may result in fire or electrical shock. If water or other liquids enter the battery interior, unplug the product immediately from any attached power source or device.
4. Do not use this product with wet hands. Moisture in or on this product may result in electrical shock.
5. Do not expose this product to direct flame or leave it in an overheated condition, as the battery may explode.
6. Store this product in a cool and dry environment when not in use.
7. Do not puncture this product. Puncturing the battery may cause the release of harmful substances.
8. It is normal for the USB Battery Pack to become warm during charging.
9. Keep this product out of the reach of children. Ensure that all users read these warnings and instructions before using.
10. Please recycle USB Battery Pack in accordance with local environmental laws and regulations

LEGAL NOTICES

FCC Part 15

This equipment has been tested and found to comply with the limits for a Class B digital device, pursuant to Part 15 of the FCC rules. These limits are designed to provide reasonable protection against harmful interference in a residential installation. This equipment generates uses and can radiate

radio frequency energy and if not installed and used in accordance with the instructions, may cause harmful interference to radio communications. However, there is no guarantee that interference will not occur in a particular installation. If this equipment does cause harmful interference to radio or television reception, which can be determined by turning the equipment off and on, the user is encouraged to try to correct the interference by one or more of the following measures:

- Reorient or relocate the receiving antenna.
 - Increase the separation between the equipment and receiver.
 - Connect the equipment into an outlet on a circuit different from that to which the receiver is connected.
- Consult the dealer or an experienced radio/TV technician for help.

If the LED indicator extinguishes automatically during the charging process, press the button to revert.

FCC WARNING

Changes or modifications not expressly approved by the party responsible for compliance with the FCC Rules could void the user's authority to operate this equipment.

LIMITED PRODUCT WARRANTY

CyberPower offers limited product warranty for the hardware of the USB Battery Pack and the product is free from material and manufacturing defects for one year. A reasonable purchase proof with date must be provided when submission. CyberPower's sole responsibility is to repair or replace the product if a material or manufacturing defect results in product failure during its normal use. The warranty is void if the product is damaged due to abuse, alteration, misuse, negligence, incorrect voltage supply, air/water pollution, accidents and natural disasters.

CyberPower Systems (USA), Inc.

4241 12th Avenue East, Suite 400, Shakopee, MN 55379, U.S.A.

TEL: (952) 403-9500 Toll-Free: (877) 297-6937

FAX: (952) 403-0009 E-mail: tech@cpsww.com

CPSwww.com

© 2013 CyberPower Systems (USA), Inc.

All rights reserved. Reproduction in whole or in part without permission is prohibited.